

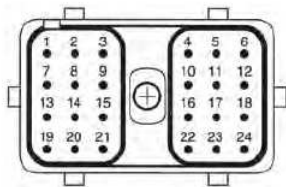
DRC Series Overview

The environmentally sealed DRC Series is a rectangular connector series that offers insert arrangements of 24, 40, 50, 60, 64, 70, and 76 cavities and accepts size 12, 16, and 20 contacts. Several mounting options are available including in-line, flange mount, and PCB mount.

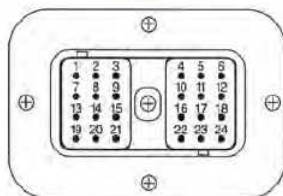


■ Connector Styles

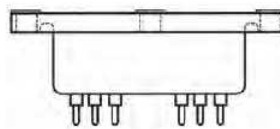
In-line Receptacle



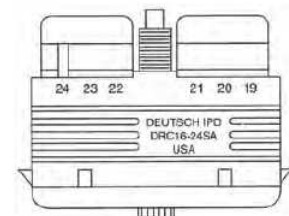
Flange Mount Receptacle




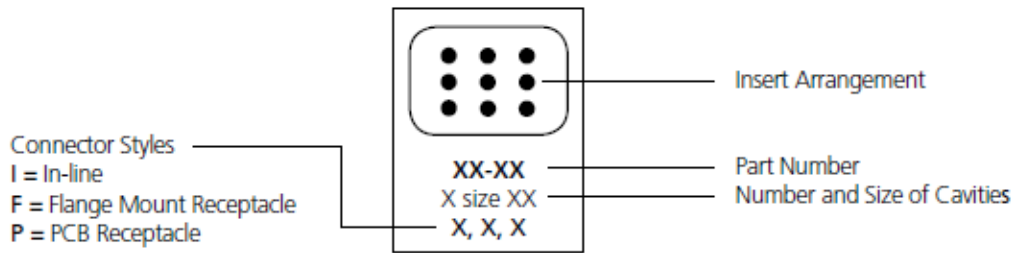
PCB Receptacle




Standard Plug




■ Configurations



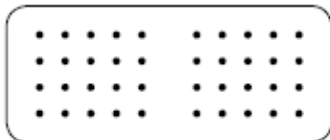
DRC2*-24**
 24 size 20
 I, F, P




DRC1*-24**
 24 size 16
 I, F, P



DRC26-38**
 34 size 20, 4 size 12
 (Plug for DRC20-76P****)




DRC2*-40**
 40 size 20
 F, P



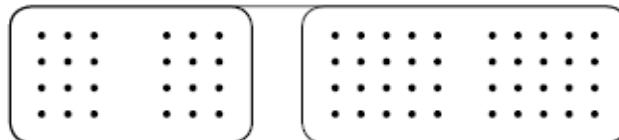
DRC1*-40**
 40 size 16
 I, F, P




DRC2*-50**
 50 size 20
 P



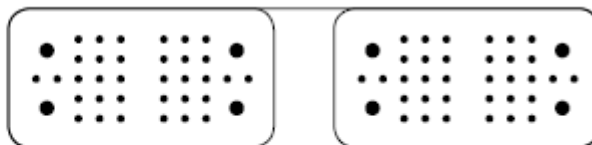
DRC2*-60**



DRC2*-64**



DRC1*-70**
 70 size 16
 I, F, P



DRC20-76P****
 68 size 20, 8 size 12
 P